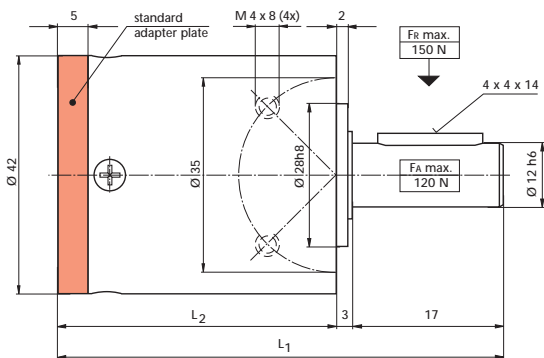
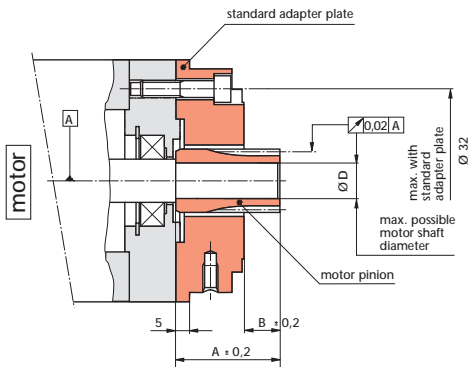





GYSIN Planetary Gearbox GPL 42K

Rated torque in Nm (S1)	Type Standard
Rated torque in Nm (S1)	Type R Reduced
EMERGENCY STOP torque in Nm	
Rated torque in Nm (S5)	Type S Low backlash
Rated torque in Nm (S5)	Type V Heavy duty
EMERGENCY STOP torque in Nm	



	1-stage	2-stage	3-stage
Ratio (i)			
Motor shaft Ø D ≤			
*2	8	*10	5
3,5	8	12,25	8
4	8	14	8
5	6	16	8
6	4	20	8
7,67	3	24	8
		25	6
		30	6
		30,67	8
		38,33	6
		46	4
		58,78	3
			49
			56
			64
			70
			80
			100
			120
			144
			184
			235,11
			293,89
			352,67
			450,63
* Type Standard only			
			
Gearbox weight	kg	0,315	0,400
Dimension L1	mm	63,5	76
Dimension L2	mm	43,5	56
Dimension A	mm	20,5	20,5
Dimension B	mm	7,5	7,5
Efficiency at full load	%	96	90
Average mass inertia at drive	kgcm ²	0,030	0,024
No-load backlash Type Standard	arcmin ≤	20	35
No-load backlash Type V Heavy duty	arcmin ≤	20	35
No-load backlash Type R Reduced	arcmin ≤	10	20
No-load backlash Type S Low backlash	arcmin ≤	6	10
Torsional stiffness	Nm/arcmin	0,4	0,42
Rated speed at drive	min ⁻¹ ≤	5'000	
Max. rated speed at drive	min ⁻¹ ≤	8'000	
Temperature range	C	-30° / +90°	
Protection class	IP	54	
Service life	h	~10'000	

Technical and performance data: